
YOUR COMPLETE SUSTAINABILITY RANGE



CONTENTS



Introduction	03
Energy Saving	04
Renewables	05 - 06
Energy Conservation	08 - 11
Building and Construction	12 - 18
Rainwater and Drainage	20 - 21
Water Conservation	22 - 25
Timber and Timber Engineering Solutions	26 - 27
Decorating	28
Doors and Windows	29
Roofing	30 - 31
Find Out More	32



INTRODUCTION

In construction today and in the future, our impact on the environment is of extreme importance. Sustainability is the use of sustainable materials and practices in building construction and refurbishment that promote environmental, social and economic gains for all.

It is very topical subject and as well as being high on the Governments's agenda, it is something that we retain as a priority in our business strategy.

This booklet features the wide range of products that Bradfords can offer the sustainable builder. From walls, to windows, to water consumption, choices can be made that will provide benefits for today and tomorrow.

Our branch at Yeovil includes a specialist area where our range of sustainable products are on display.

Considerations for supplying sustainable products:

- The features and benefits of the product to the environment.
- The way the product is produced.
- The distance the product has to travel from source to sales point.
- The use of construction techniques local to the area.
- The employment of local businesses.

ENERGY SAVING

Velux Sun Tunnel

Many houses have bathrooms, hallways and other rooms where daylight only enters when you open the door. Dim and dark, these rooms are unwelcoming places until you turn on the light.

Now that has all changed.

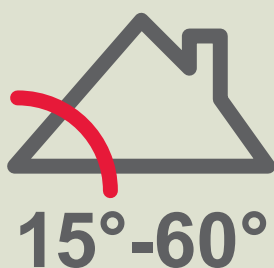
VELUX Sun Tunnel signals the end of dim and dismal spaces in the home. VELUX Sun Tunnel brings natural light into even the darkest and most isolated spaces through a specially designed tunnel from roof to ceiling.

Owing to the dark-coloured, flat, square frame and flashing in polyurethane and its clear and robust glass, the VELUX Sun tunnel goes well with any roof, in the same style as VELUX roof windows.

The attractive and discreet ceiling diffuser unit with its acrylic pane melts into the ceiling, spreading a soft and restful light throughout the room. The tunnel between the roof and the diffuser is 35 cm in diameter and takes up a minimum of space in the loft.

Orientation

The sun tunnel allows for light to enter through previously unoccupied space.



Pitch

Can be installed into roofs with a pitch between 15° - 60°

Navitron - Solar Water Heating Panels

Navitron is one of the UK's largest suppliers of solar heating products and through them we can offer some extremely attractive prices on the various systems. Solar panels have a variety of uses - heating hot water for domestic hot water cylinders, commercial hot water supplies, farms, dairies, swimming pools, or even industrial processes.

An average household (3 people) would expect to produce most of its hot water from the end of March to the end of September from a single 20 tube 47mm Navitron solar panel, although it will depend on water usage. Even outside this period, solar will produce a worthwhile contribution towards your hot water requirements, resulting in significant reduction of fuel usage and carbon dioxide emission. In fact, fitting a solar system to your house, is probably one of the most positive ways you can reduce your carbon footprint, without making major lifestyle changes.

For larger households (4-5 people), it may be necessary to fit a larger solar installation 30-40 tubes to get the same percentage of hot water requirements, but even if a smaller system is fitted, every kWh produced will save 1 kWh of fossil fuels, and 0.5kg of CO2 emission.

SFB Solar Panel

The SFB panel is the best choice for the UK. The panel is considered to be one of the most cost-effective on the market, and performs extremely well in the UK climate. Its slimline design suits UK architecture, and in most cases, it should be considered 'permitted development' - meaning that you do not need to apply for planning permission if you wish to fit these panels to your roof.

The SFB panel has a very low heat capacity, containing only 1 - 1.5 litres of water inside the manifold. This allows the panel to heat up quickly when the sun starts to shine, and minimises heat losses at night.

RENEWABLES

Solar Panels (PV)

We sell a range of photovoltaic modules (PVs) ranging from 5W up to 160W and can provide panels from 5W and upwards in increments of 5W.

Our Solar Panels are very attractively priced, but at the same time maintain high quality levels. Large aluminium sections for the module frame provide excellent rigidity - much better than most of the well-known names in the industry. Electrical connections are located in a small waterproof electrical box at the back of the panel, and larger panels are provided with quick-fit outdoor high-voltage connectors as standard, making wiring up strings a piece of cake. These panels are suited to both small scale, low voltage battery-based installations as well as larger grid-tie (grid-connect) systems. Navitron is also able to provide charge controllers/ regulators for PV systems, Grid tie inverters and mounting systems for PV.

The Government has just introduced a new scheme that pays for producing renewable electricity.

For the average household using 4,500kWh of electricity a year, the Feed-In Tariffs will provide the following benefits if about 2 ½ kW of solar PV panels were installed:

- 2,500kWh of electricity generated paying the homeowner £800 a year tax-free.
- Remaining electricity costs reduced from £450 to £300 saving £150 a year.
- Therefore the total annual benefit is £950 per year.

Heat Pumps

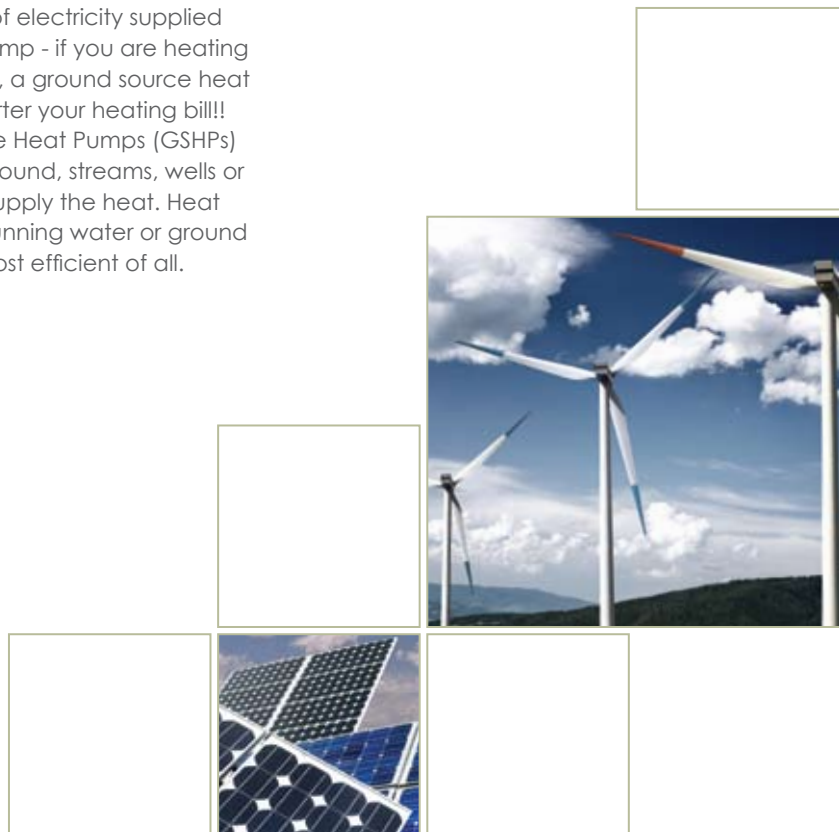
A heat pump is a system that uses a refrigeration-style compressor to transfer heat from outside to inside, in order to heat offices or homes. Heat pumps can take heat from the air, water or ground.

Heat pumps that use the outside air temperature are generally inefficient - this is because the air loop attracts condensation, and this quickly freezes, building up a thick layer of insulating ice, forcing the heat pump to work harder and harder. For this reason, ground source heat pumps are the choice of preference. Ground source heat pumps are very efficient - in fact you will get 3-4 units of heat for every unit of electricity supplied to the heat pump - if you are heating with electricity, a ground source heat pump will quarter your heating bill!! Ground Source Heat Pumps (GSHPs) can use the ground, streams, wells or boreholes to supply the heat. Heat gained from running water or ground water is the most efficient of all.

Wind Turbines

Navitron supplies a variety of wind turbines from 200W upwards. Our standard wind turbines are provided as a full package including ground stakes and wire and a sectional tower.

We can also supply free-standing towers as an alternative option - although there is a higher cost for these. We also provide dump loads and dump load controllers to avoid over-charging batteries.



Water Turbines

If you are lucky enough to have a water course across your property, Navitron can usually provide a water turbine which will allow you to generate a significant proportion on your electricity needs.

Even a modest flow of water may be capable of providing all of your electricity and heating needs, or alternatively, you can sell the excess energy back to the National Grid at attractive rates. Navitron turbines output 220v ac and have a built in control regulator which maintains a constant electrical load on the turbine, regardless of power consumption - this provides frequency, stability and avoids voltage going too high when there is no power drawn from the turbine.

We sell a range of turbines including kaplan (for low head), crossflow and turgo (for high head). In fact, with suitable modifications to jet size, it is possible to utilise the Navitron turgo turbines at very high head, making it a viable alternative to the pelton turbine. We have a range of turbines, loosely divided into 'high', 'medium' and 'low' head categories as well as a small floating waterwheel for sites with no available head.

Wood Stoves / Biomass



Wood stoves are one of the most compact and useful forms of renewable power that you can incorporate into a house, and allows you to shift your dependency away from fossil fuels, even in built-up areas (assuming you don't live in a smoke-free zone).

The woodstoves that we supply are highly efficient, employing a unique pre-heated air feed (sometimes referred to as 'tertiary air') - a feature shared by very few woodstoves. Navitron supplies the complete range of chimney liners (flexible and sectional), boilers (from 6000 BTU to 35 000BTU) and other wood stove accessories, although not all of these products are listed on the website - please call for more information. We are looking at new products, which we intend to add to our range in the near future - such as log boilers and pellet stoves.





If you would like further information on these products please contact your local branch or email - marketing@bradforde.co.uk.

ENERGY CONSERVATION



Thermafleece

Thermafleece has been the UK's first choice of sheep's wool insulation since it was launched in 2001. Thermafleece is a high density, wool rich insulation that is the first choice when maximum thermal and acoustic performance and breathability are required.

Manufactured to meet the highest quality and performance standards and using British sheep's wool, Thermafleece is the only wool based insulation to hold BBA certification.

Thermafleece has a thermal conductivity of 0.038 W/mK and is available in a variety of dimensions suitable for all your application needs.

Thermafleece is supplied in slab form with standard lengths of 1200mm with three thicknesses, 50mm, 75mm and 100mm and two widths, 400mm and 600mm.

Thermafleece PB20

Thermafleece PB20 is as a lower density, compressed roll insulation that is easy to handle and install in confined spaces such as lofts. Thermafleece PB20 contains a lower quantity of wool than Thermafleece (60% compared to 85%).

Because Thermafleece PB20 is compress packed, it is necessary to incorporate a proportion of recycled polyester fibres to ensure the insulation regains its full thickness when un-rolled. Compressing the rolls by approximately 60% significantly reduces the impact of transporting the finished product and nearly halves the required storage space for the same volume of insulation.

PB20 has a thermal conductivity of 0.039 W/mK and is available in roll form in widths of 370mm and 570mm to enable quick and easy installation. Each roll contains a single 5.3m length of insulation and is available in a thickness of 55mm, 70mm and 100mm.

Thermafleece or Thermafleece PB20?

The table below provides guidance to help you chose the most appropriate product for your requirements.

Requirement	Thermafleece	Thermafleece PB20	Comment
Thermal Performance	BEST	GOOD	The thermal performance of Thermafleece is 7% greater than Thermafleece PB20 reducing the required thickness by 7% on a like for like basis. When space is at a premium, using Thermafleece or a combination of both products is advisable.
Acoustic	BEST	GOOD	Thermafleece has a density of 25 kg/m ³ giving Thermafleece excellent acoustic properties. In situations where acoustic performance is critical Thermafleece will provide the best performance.
Moisture Control	BEST	GOOD	Thermafleece contains more than 21kg of wool per cubic meter, more than any other wool based insulation on the market. This means typical 250mm layer of Thermafleece is capable of absorbing more than 2kg of moisture without any significant loss in thermal performance. An equivalent layer of Thermafleece PB20 (70mm) is capable of absorbing .900gms of moisture.
Transport	GOOD	BEST	Thermafleece PB20 is compressed by 60%. Because insulation is a bulk material, compressing it by as much as 60% can reduce the fuel consumption transporting finished goods by more than 50%.
Storage and Handling Limitations	GOOD	BEST	Thermafleece PB20 requires less storage space and with a diameter of 45cm and length of 1.1m packs of insulation can be easily moved through confined points such as loft hatches.
Loft Situations	GOOD	BEST	Thermafleece PB20 can be quickly unrolled in loft situations. With thicknesses of 370mm and 570mm. Thermafleece will fit easily between joists.
Walls	BEST	GOOD	With widths of 400mm and 600mm Thermafleece friction fits, providing a tighter fit making installation easier. However, once in-situ both Thermafleece and Thermafleece PB20 will remain in position during service. Before installing Thermafleece PB20 in a vertical wall situation, allow the insulation to regain its thickness.

If you would like further information on these products please contact your local branch or email - marketing@bradfords.co.uk.

Superglass Multi-Roll 44



Multi-Roll 44 is a mineral wool roll which is lightweight, flexible, resilient and non-combustible. Designers can meet building regulation requirements and improve the overall energy performance of their buildings using Multi-Roll 44 in loft applications.

Multi-Roll is available in a range of thicknesses and may be split into any of four widths

as required. It is produced from fine, non-combustible mineral wool (as defined in BS 3533:1981), bonded with a thermo setting resin. All superglass products are CFC and HCFC free, will not rot, degrade or sustain vermin, will not encourage the growth of mould, bacteria or fungi and can be described as non-hygroscopic.

The use of recycled material in building products makes environmental sense and this argument is made all the stronger when the finished item continues to save energy once installed. Superglass Multi Roll contains 84% recycled glass i.e. 23 empty wine bottles in every roll. Maximising recycled content minimises the use of the natural resources that would normally be used in the manufacture of Superglass products. This diverts the recycled material away from scarce land fill sites and allows for a more energy efficient manufacturing process.

Superglass insulation products do not contain agents that produce greenhouse gases and are recognized as having a Global Warming Potential (GWP) and Ozone Depletion Potential (ODP) of zero.

Rockwool Products

Roll

Rockwool Roll is a medium density multi-application insulation mat. This versatile Roll is suitable for thermal insulation of roof spaces in domestic, commercial and industrial buildings. It is also useful for improving the acoustic performance of suspended ceilings. Roll is produced in 1200mm width.

The packaging provides cutting guidelines should the product be required in 400mm or 600mm widths. By cutting through the product with a long serrated blade, this will ensure the material can be cut to the desired widths. Alternatively, Rollbatt is supplied pre-cut to 400mm (x3) or 600mm (x2) widths.

Rockwool Flexi

Part of the Rockwool SoundPro range, Rockwool 'Flexi' is a unique insulation product with a patented flexible edge along one side.

This unique Flexi edge is produced using patented technology to ensure a perfect fit is maintained between the product and its supporting framework. This ensures the insulation's integrity. Flexi is designed for a host of applications where perfect fitting insulation is essential; in walls, partitions, floors and roofs. The 'Flexi' edge allows the product to be tightly fitted between timber and metal frames, without the need for cutting or waste.

What is Stone Wool






Stone wool is a wholly natural material spun into wool from rock. Rockwool stone wool is a natural material formed from one of the earth's most abundant materials - volcanic diabase rock over 200 million years old. Rockwool uses diabase rock sourced from Ireland, this reduces the transport compared to sourcing from further afield and lowers the overall carbon footprint of the Rockwool product.

The rocks are graded and crushed to a suitable size, mixed with coke and slags, then melted in a furnace at a temperature of 1500 °C.

The melt is directed onto a series of rotating wheels where it is spun into wool. From the spinning machine the wool enters a chamber where small quantities of resin binder and mineral oil are added to lock the strands together and make them water repellent.

The wool is formed into a mat which is then carried through ovens where it is cured and compressed. Then it's cut into various shapes and sizes which can be combined with other facing materials creating standard and specialist products for a wide range of applications.

Rockwool is sometimes referred to as stone wool and is part of the larger group of mineral wools.



BUILDING CONSTRUCTION

Enviroblock

Enviroblock is a new generation of environmentally engineered building blocks. Produced from secondary/recycled materials in ISO 14001 compliant factories and is the first company in the world to achieve BES 6001:2008 Responsible Sourcing Certificate from BRE Global (good rating).

The Enviroblock range comprises of a range of solid Dense and Lightweight blocks with strengths of 7.3 or 10.4 N/mm²

- Environmentally engineered to meet the demands of today's society.
- 80% minimum recycled / secondary aggregate content.
- Raw materials used are specifically selected for their environmental performance and the products comply with all European and UK technical standards.
- For use internally and externally.


Applications

Suitable for use above and below dpc, both internally and externally. These units are produced with a standard finish, ready to receive plaster, render or plasterboard.

Ancon Low Thermal Conductivity Wall Ties

Helping to deliver sustainable, energy efficient buildings, Ancon's range of low thermal conductivity wall ties can be used in insulated cavity walls to meet the Code for Sustainable Homes levels 3 to 6. These ties minimise heat loss through thermal bridging, improving the energy efficiency of a masonry cavity wall and can reduce insulation depth and wall footprint.

Example Wall Profiles:



Bricks



Bricks have been used in construction for thousands of years and at Bradfords we are able to supply products from all the leading manufacturers for example:

Wieneburger, Ibstock and Hanson.

The selection of the external appearance of the house is important as it is an expression of one's own taste and style and we are able to supply a wide variety of designs and colours. Our Brick Specialist is available to offer advice.

Because the raw materials used for creating bricks, clay and water, are natural products, bricks also contain no pollutants or allergens. In addition, bricks are resistant to noxious insects.

Bricks can be easily recycled - mineral materials such as brick can be reused without difficulty, for example as bedding material in road construction, for sound insulation walls, as tennis court material etc etc.

Forticrete Bird Boxes



Bat Box

The Forticrete Bat Box has been developed to be used in new build construction or renovation work where there is a requirement to provide a habitat for Pipistrelle bats.

Benefits

- Conventional cast stone front face.
- Backed with high grade plywood which is sawn and roughened internally to provide a haven for bats.
- Maintenance free due to the bottom entrance.
- Available from Forticrete's 'Stone in Stock' range.
- Bespoke boxes can be designed and made for any application.

Swift Box

Swifts come to the UK for each summer from Central and Southern Africa. Despite legal protection their numbers are declining. Since Roman times they have been at home in traditional man-made buildings. However they find it increasingly difficult to find nest sites in modern or refurbished buildings due to the effective sealing of the eaves.

The Forticrete Swift Box has been developed to be used in new build construction or renovation work where there is a requirement to provide a habitat for birds.

Benefits

- Made of cast stone but is hollow in order to provide a haven for birds to nest in.
- Available from Forticrete's 'Stone in Stock' range.



Lime & Lime Mortars – Conservation range

The Castle Conservation range is ideal for use in conservation, restoration and new build projects.

These products allow you to produce renders, plasters and building mortars that are durable, flexible and breathable.

Natural Hydraulic Lime NHL 2

A feebly hydraulic lime. Recommended for internal walls.

Natural Hydraulic Lime NHL 3,5

A moderately hydraulic lime recommended for:

- Internal and external walls.
- Facing to solid construction.
- Parapets, sills, lintels and cornices.

Natural Hydraulic Lime NHL 5

An eminently hydraulic lime recommended for:

- Parapets, sills, lintels and cornices.
- Chimneys, copings and cappings.
- Earth retaining walls.
- Masonry below water level.

Lime putty

Traditional matured slaked lime putty. Add clean, well graded sand to improve the plasticity of hydraulic mortars and renders. May be thinned down to make brushable lime washes.

Moderately hydraulic lime mortar

Suitable for use in brick and block laying, stonemasonry and as a backing or final coat render/plaster.

Recommended for:

- Internal and external walls.
- Facing to solid construction.

Eminently hydraulic lime mortar

Suitable for use where a higher level of durability is required. Recommended for:

- External walls and walls close to/below ground.
- Facing to solid construction.
- Parapets, sills, lintels and cornices.
- Chimneys, copings and cappings.
- Earth retaining walls.

Fine lime plaster

Recommended for the repair of historic buildings both as a finishing/top coat plaster and as a mortar for laying and re-pointing fine joint and gauged brickwork.

Tradical Hemcrete

Castle Tradical® Hemcrete® is a unique and highly sustainable construction product.

Castle Tradical® Hemcrete® delivers high levels of insulation, air-tightness and vapour permeability which comprises a blend of specially prepared hemp shiv (Castle Tradical® HF) and a special lime based binder (Castle Tradical® HB).

Castle Tradical® HF

Selected chopped hemp shiv from the woody core of the industrial hemp plant which is cultivated in the UK without agrochemicals. An easily renewable primary material.

Castle Tradical® HB

Special binder based on high purity hydrated air lime with selected cement, pozzolanic components and mineral additions.

Fermacell



Fermacell gypsum fibre boards are right for any construction job. This high performance dry lining board delivers a range of key benefits, whether it's used in walls, ceilings or floors. But for construction professionals, Fermacell offers more than just quality, flexibility and strength.

Fermacell has a very simple and environmentally sound composition: 80% recycled gypsum and 20% cellulose fibres derived from post consumer waste paper. In other words it is a 100% recycled material with no additives whatsoever. The boards are also fully recyclable, which means that all waste and returns can be fed back into the production cycle.

Fermacell's commitment to sustainability focuses on a 'whole lifecycle' approach to environmental management. From production through to the supply chain and final construction, The goal is to ensure the highest levels of health a safety for everyone who comes into contact with the products and services. Energy, water use and waste minimisation are all key priorities, which also include helping customers minimise site waste and cost.



Plasterboard

Without question, Plasterboard is a highly sustainable product: it has low embodied energy and carbon, giving rise to low emissions during its manufacture. The paper liner is typically 100% recycled material and the gypsum core can contain up to 100% secondary material without affecting product performance, and off-cuts/end of life product can be fully recycled into new product. Plasterboard is also completely non-hazardous and relatively lightweight, thereby promoting safe and easy installation.

In view of these excellent credentials, Lafarge Plasterboard does not promote any of its GTEC product range as relatively more "sustainable" than the others. Ultimately the objective is to construct sustainable buildings, and with this in mind Lafarge Plasterboard through Bradfords can assist with:

- GTEC products & systems which will improve the sustainability of the building.
- Services which can enhance the sustainability of the construction project.

Environmentally friendly products must follow the Code for Sustainable Homes (CSH) and a rating of all new homes against CSH requirements became mandatory in April 2008. The largest allocation of code credits within the CSH is in Category 1 which relates to the Dwelling Emission Rate (DER); a measure of the building's thermal performance in relation to Part L of the Building Regulations and GTEC Thermal Board is especially suited to gaining these additional code credits.

GTEC Thermal Board is a plasterboard thermal laminate made up of 9.5mm ivory faced plasterboard bonded to expanded polystyrene suitable for drylining to external masonry walls or to upgrade existing constructions, loft spaces, ceilings or renovations.

There is a wide range of thermal lining systems employing options from this product as set out in the External Linings section of the Lafarge Homebuilder Specification Manual (pages 46 to 49). As a guide, the U values of each system are shown and the Lafarge Technical Enquiryline is at your disposal for further technical support.

Smartply

SmartPly OSB is manufactured by compressing precisely engineered strands of wood with exterior resins at high temperature to create an incredibly strong and versatile panel.

OSB is an innovative, environmentally sustainable, timber-based solution for structural and non-structural building applications.

Defect free and easy-to-use

SmartPly has no structural defects, such as knotholes and core voids, and is easy to work with. It cuts easily, will not delaminate, and can be drilled, routed and planed with consistent results.

Panels can be nailed 10mm from the edge without splitting or breaking out - critical to structural applications.

There are two grades of SmartPly, each made with a different exterior resins and suitable for many general uses.

SmartPly 3 is ideal for structural use in dry or humid conditions. It is fully approved by the BBA, IAB, KOMO and other European certifying bodies and its suitability for structural use is also recognised by Homebond, Local Authority Building Inspectors, and the NHBC, and has FSC certification.

SmartPly 3 is suitable for both interior and exterior structural applications such as:

- Roofing.
- Flooring.
- Wall Sheathing.
- Hoarding.

SmartPly 2 is a versatile, strong and cost-effective board, manufactured to EN 300 standard. It is recommended for general non-structural building purposes and structural applications in dry conditions.

It is ideal for applications such as general hoarding and boarding, signboards, packaging, furniture, pallet-tops, temporary formwork, garden sheds and many others.

SmartPly SiteProtect is a coated site hoarding panel, designed to save you time and money. The SmartPly OSB3 substrate has been coated with a smooth heavy-duty exterior cross-linked polymer surface treatment, and was developed specifically for use in a breadth of applications from temporary site hoarding through to a range of security installations.

SiteProtect is ideal for painting and promoting your corporate colours.

Environment


All wood used to make SmartPly comes from well-managed, sustainable forests independently certified by the Forest Stewardship Council (FSC) in accordance with strict environment, social and economic criteria.

Wood is uniquely renewable among building materials. It also has the lowest energy consumption and the most energy efficient thermal insulation properties of any building material. Wood products are also the only building materials with negative net CO2 emissions. This puts SmartPly among the most environmentally efficient building materials on the market.

Better still, SmartPly is made from sustainable, fast-growing timber: we only use forest thinnings of new-growth pine and spruce, including the tops which are not used to make any other wood-based product.

This is one of the main reasons why SmartPly is increasingly being used instead of plywood, which by contrast uses large logs cut from old growth forests.

- Renewable.
- Energy-efficient.
- Carbon negative.
- New-growth forest thinnings.
- Sustainable.



Medite

SmartPly uses far less energy and resources to make than steel, concrete and other building materials. Over 75% of the energy we use in the manufacturing process comes from wood residues and recovered wood. Burning wood by-products as an energy source instead of fossil fuels increases the CO2 benefit still further.

All the timber used to make SmartPly is carefully harvested to preserve the forest's biodiversity, productivity and ecological processes. No long-distance transport is involved as all SmartPly is manufactured near to its source - in Waterford, Ireland.

We use pine and spruce thinnings, which are cut to length, debarked and made into uniform strands. This process uses virtually all of the wood; while all by-products such as bark and sawdust are recycled for energy and horticultural uses, and combustion gases are scrubbed and burned.

- Energy-efficient manufacture.
- Locally-sourced timber.
- Bark and by-products recycled.
- Combustion gases scrubbed and burned.
- Environmentally responsible business.

Zero-added formaldehyde



In keeping with current construction methods of working towards healthier homes, All SmartPly OSB3 products have been manufactured using zero added formaldehyde.

Conditioned to perform in humid environments, SmartPly 3 is the fully certified alternative to softwood plywood.





Medite Premier MDF is produced using superior wood refining technology and specially designed resins. Excellent face properties make it suitable for the thinnest laminates and surface coatings.

End-users enjoy consistency of quality and thickness, as well as reduced tool wear. Its weight advantages open up new design possibilities in many applications.

Applications

The range of product applications for Medite Premier MDF includes, for example, contemporary and KD furniture, reproduction furniture, children's toys, snooker tables, shopfitting, hi-fi speaker cabinets and doors.





EGGER Chipboard

EGGER Chipboard is made using environmentally friendly methods from wood residues (65 to 90% softwood) from the sawmill industry and forestry as well as from recycled high-quality wood. The binding agent used is an artificial resin which is extremely low in formaldehyde and cures when heat is applied. The curing agent is chloride-free.

Characteristics

- Fine surface structure (for applying decorative surfaces).
- Light wood appearance.
- High strength middle layer.
- High surface delamination resistance.
- Technical values: higher than the required standards.
- Extremely low sand content (tool service lives).
- Can be processed cleanly without chipping.
- Can also be supplied as a panelling board.

Application

- Kitchen, bathroom, office and living furniture.
- Flooring boards.
- Doors.
- Wall and ceiling linings.

EGGER T&G Flooring boards

EGGER UK manufacture both the EGGER brand of building materials and the “HDX” range of industrial products.


The EUROSTRAND® chipboard flooring board brands are synonymous with the highest quality. The flooring board portfolio has been specially developed for use in construction, with the aim of providing innovative solutions for floors, walls and ceilings.

Characteristics

- Dry, clean and quick to fit.
- Good static load-bearing capacity.
- Excellent sound and heat insulation.

Application

- For floors, walls and ceilings.
- Suitable as a base for all conventional coverings.





RAINWATER & DRAINAGE

Sustainable Drainage Systems (SUDS) Lindab Steel Rainwater Systems

Sustainable Drainage Systems (SUDS) offer an approach to drainage that recognises the wider consequences of urban developments.

During heavy rainfall, the concentrated volume and velocity of surface water place excessive pressure on existing watercourses and local drainage infrastructure. However, there is a capacity limitation, creating an increased risk of flooding. Sudden downpours can also pick up pollutants from impermeable urban surfaces and carry them into natural watercourses.



The AquaCell system (illustrated above) is a fully tried and tested modular technique for managing excessive rainfall, and for reducing the risk of flooding or damage to the local environment. It does so by creating an underground structure as either a temporary storage tank or a soakaway.

Systems are available for both trafficated and non trafficated areas and have the following advantages:

- Suitable for both soak away and storage tanks.
- Modular: lightweight and versatile.
- 95% void ratio: holds 190 litres of water per unit.
- Safer option than open or above ground storage structures.
- Easy to install and handle.
- Allows 'brick-bonding' assembly for extra stability: no extra adaptors needed.
- Proven clip and peg system to secure units.
- Full range of ancillaries: including silt trap and adaptors*



Lindab's "Rainline" Rainwater Drainage System is one product attracting considerable interest, not only because of its green credentials but also because it outperforms aluminium, cast iron and plastic systems.



Manufactured using zinc coated galvanised steel and 30% recycled material, Rainline offers minimal thermal movement, and is totally UV stable, unlike plastic it will not crack, fade or leak.


Available in four gutter widths and four down pipe diameters, Rainline is suitable for both domestic and commercial applications. Lighter and less expensive than aluminium and cast iron systems. Rainline is priced similar to that of a mid range plastic system.

Rainline components are precision engineered to quickly and simply push and click together for a perfect watertight fit, removing the need for silicone jointing. Available in ten standard colours, the galvanised steel is coated with a high build polyester paint. The coated products attract a 15 year "finish" guarantee. The system itself will last in excess of 50 years.

Also available in plain galvanised, Aluzinc and natural copper finishes, this product is fast becoming the preferred choice over and above any other rainwater system on the market.

Rainline is highly corrosion-resistant, sustainable and an eco friendly system. It is completely recyclable.

"Scrap the plastic and start using STEEL".





Cast Iron Rainwater Systems

Cast Iron guttering and pipe systems provide a natural alternative to manmade plastic. Unlike plastic guttering and piping, iron is naturally durable, with no twisting due to temperature changes or damage from inclement weather. This makes it a sustainable alternative, eliminating unnecessary replacement or waste, and being a natural product, iron is 100% recyclable.

Alumasc Rainwater Systems



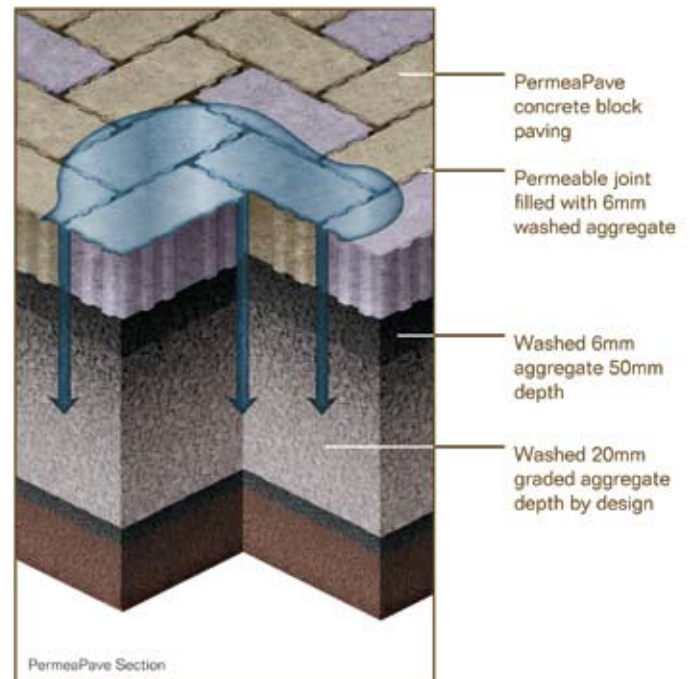
Alumasc is the UK's leading manufacturer of BBA certified aluminium rainwater systems. A complete range of polyester powder coated aluminium gutters, downpipes and integrated fascia/soffits is available to suit both contemporary and traditional architecture.

Alumasc's cast iron rainwater system is for historic and restoration sites, with bespoke designs available to match or replace existing installations.

Permeable Paving

Permeapave is a permeable paving system for domestic driveways that allows rainfall to pass directly into a specially designed sub-base and then drain away naturally, rather than into hard pressed drainage systems.

Permeapave comes in four or more popular driveway colours.



WATER CONSERVATION

Domestic Envireau – Integrated Rainwater Harvesting

The Domestic Envireau Rainwater Harvesting system has been designed as a low cost installation for self-build projects and residential developments. BBA certified, it works by taking the rain from your roof gutters, filtering out the leaves and debris and storing the water in an underground tank.

This is then pumped into the house to be used for non-potable applications such as toilet flushing and washing machines. If the tank runs empty, the system automatically switches to mains supply.

Benefits

Easy to install, simple to maintain, automatic in operation; the Domestic Envireau System has been developed to provide the homeowner with a 'fit-and-forget' system, ensuring an automatic supply of harvested rainwater.

Designed to be as user-friendly as possible, the system utilises much of the existing pipework within the building. The main requirement being the installation of a rainwater storage tank with internal pump, selected to meet the roof area's water catchment yield and household requirements.

- KingspanWater Envireau can reduce water consumption in domestic applications by 50%.
- Authorities increasingly expect applications to demonstrate Sustainable Drainage (SUDS).
- Achieves credits that are required for compliance with the Code for Sustainable Homes. Also reduced mains water use fulfils the new Part G 2009 Building Regulations.
- Money saved through reduced water bills means the Envireau system can payback its purchase costs.

The BS8515 : 2009 Rainwater Harvesting Systems - Code of Practice protects the public by ensuring consistency of quality, installation, testing and maintenance of rainwater harvesting systems for non-potable (non-drinkable) water applications in the UK. The Envireau product ensures total compliance with the BS8515 : 2009.

Applications for Self Build Homes and Housing Developments;

- WC and urinal flushing.
- Irrigation and landscape watering.
- Garden watering.
- Vehicle washing.
- Domestic laundry.
- System Options.

Gravity System

The Gravity System is ideal for domestic applications. It has a major advantage in that in the event of a power failure on site (or the rain stocks running dry) the system will automatically switch to mains supply to ensure a continuity of service.

The header tank (not supplied) contains two independent valves operating both the mains and rainwater supply.

Direct System

The Direct System is also suitable for domestic applications. This system is used where it is impractical to have a header tank, for example in homes that have converted attic spaces and no room for a header tank. Filtered rainwater is therefore pumped direct from the holding tank to the various appliances.

When the holding tank is running dry there is a small automatic charge of mains water into the storage tank to ensure the system never runs dry. The main advantage of this system is that rainwater is delivered to the appliances at mains pressure (3.5 bar).

Choosing Your System

Choosing and Ordering your Envireau System made simple						
		TANK DIMENSIONS				
CODE	RECOMMENDED ROOF SIZE	DIAMETER	HEIGHT	NECK HEIGHT	DEPTH	LENGTH
ENV060KSW	60m ²	N/A	1920mm	N/A	1350mm	1700mm
ENV090KSW	90m ²	1760mm	1960mm	460mm	N/A	N/A
ENV150KSW	150m ²	2000mm	2370mm	460mm	N/A	N/A
ENV200KSW	200m ²	N/A	2150mm	600mm	1442mm	4530mm

Raintrap : Garden Irrigation

- Easy to install.
- Inexpensive.
- Simple on/off operation.
- Suitable for existing and new homes.
- Automatic rainwater diversion when tank reaches full capacity.
- 2800, 3800 and 4600 litre capacities.
- Internal self-cleaning leaf filter.
- Designed and manufactured in the UK.

RainTrap is the new, inexpensive underground rainwater storage and delivery from the market leaders in rainwater harvesting.

The **RainTrap** will collect rainwater from roof via the existing guttering and downpipe system on the property. The integral leaf filter will remove unwanted debris washed down from the roof thus ensuring good quality stored water.

A simple on/off switch will operate the integral pump, allowing Raintrap to deliver the stored water under pressure to where it is needed.

The system can be used all year round to water the garden, operate a sprinkler or wash the car.



Raintrap Illustration

Domestic Waterbutt Range

The ward brand of domestic water butts is made in the UK using recycled materials and contains over 95% recycled content. The recycled material is a mixture of post industrial and post consumer waste, which originates from things such as milk bottles and car batteries.

Water butts encourage water conservation, enabling the user to collect rain water over the wetter months to use in the garden during the summer months, helping save money for those who have water meters.

Composters help turn household waste (newspapers, food waste, lawn and garden trimmings etc.) into compost to grow fruit and vegetables at home. Waste to landfill is reduced and a nutrient-rich organic fertiliser is produced that can be used to improve your garden, landscaping or grass.



Grey Water Harvesting



What is greywater?

Greywater is the term given to previously used water, such as the waste from showers, baths and sinks.

Greywater is only mildly contaminated (soap, skin oils, detergents etc) but requires

a degree of treatment before it can be recycled for secondary (non-potable) use, such as cleaning, toilet flushing or irrigation.

Since greywater is originally derived from normal mains water use, users are not dependent on rainfall. This daily supply of water is available wherever baths, sinks and showers are used.

Filtered greywater is true recycling as the water has been previously used.

The Ezy-Filter Solution

Ezy-Filter has been specifically designed to provide a cost-effective solution to meet the need for greywater recycling - allowing you to use your bath, shower and sink water twice.

This ability makes Ezy-Filter a logical extension to a rainwater harvesting system, allowing harvesting to take place without actual rainfall.

By using Ezy-Filter not only will you reduce the amount of water you use, reduce your water bills and be able to water your gardens even in the hottest weather, but you will also be helping the environment by reducing pressure on the world's precious resource.

Ezy-Filter is among the newest and most technically advanced options for those who want to harvest and store rainwater as well as use water efficiently.

Water Saving Products

The Government are serious in protecting the long term sustainability of the water supply as changes in lifestyle suggest we are using 55% more water than we did 25 years ago. From 6th April 2010 new dwellings, and buildings created by a change of use of an existing building, must comply with new Part G building regulations.

Two key areas affect sanitaryware and fittings.

Water efficiency – New dwellings must not exceed a new water efficiency standard of 125 litres per person per day using the new “water efficiency calculator”.

Water safety – baths in new dwellings are required to have thermostatic control of water temperatures. Water should not exceed 48 degrees C.

The following is a list of some of the products we are able to supply to create efficient water usage:

WCs

Recent improvements in pan designs now means that through our supplier Armitage Shanks we can offer dual flush WCs that flush on 4 litres full flush and 2.6 litres part flush, saving half the water compared to a standard 6 litre WC. The effectiveness of any WC is dependent on the suitable design of the drainage system between the WC and the main sewer. New homes can have this incorporated in the design.

4 or 4.5 litre single flush WCs are another option to guarantee lower water usage where users are unfamiliar with dual flush operation.

Delayed filled inlet valves prevent the cistern from filling with water before the flush is complete, guaranteeing no additional water is wasted.

Taps & Fittings

Fitting Armitage Shanks flow regulators to taps reduces the flow rate to meet the new regulations. The mixer tap regulators are designed to give a maximum flow rate of 5, 4 or 2 litres per minute at pressures up to 3 bar. The regulator is screwed onto the tap outlet and has an aerated nozzle. This gives the user a fine aerated spray of water – both softer to the hand and perfect for quickly lathering with soap.

Shower Restrictors

One way to save water whilst keeping the benefits of a good shower is to fit a shower restrictor. We are able to supply a restrictor designed to give you a maximum of 9 litres of water per minute to a pressure of 3 bar (Note you need a minimum pressure of 0.3 bar to achieve 9 litres per minute) The restrictor is fitted between the shower valve and the shower hose set; or behind the wall when used with a fixed head.

Water Saving Baths

The Water Efficiency Calculator requires the capacity of a bath to be measured in litres to the overflow. The Sandringham range includes a 149 litre water saving bath as well as shorter baths which can provide deeper bathing with less water.

When planning a building make sure if you install a bath that you include a shower to achieve a better water efficiency rating. A home with only a bath commands a far higher water usage rating than one which includes both. A full range of showers including flow limiters are available.

Water Safety Solution

The new regulations require hot water for baths to be delivered at a maximum of 48 degrees C. Hot water needs to be stored at 60 degrees C or above in order to prevent the growth of harmful bacteria and at this temperature scalding will occur. The Armitage Shanks under bath thermostatic mixing valve makes compliance possible with any bath fittings.

TIMBER AND TIMBER ENGINEERING SOLUTIONS

Timber

We are committed to the Forest Forever Environmental Timber Purchasing Policy which states our commitment to sourcing all timber from sustainable and legal sources and we seek evidence of compliance from suppliers that they are operating within the laws of their Country.

Our future aim is to ensure that all our stocks are either FCS or PEFC certified.

Through our timber engineering Division, Bradfords are able to offer a timber frame design service, supplying engineered floors and interior and exterior wall panels complete with roof structure and the added option of expert installation.

Timber Frame Housing is well known for its sustainability credentials as timber is effectively a Carbon - Neutral material. It also has the lowest CO² cost of any commercially available building material.

With increasing demands such as the Code for Sustainable Homes and stricter building regulations timber is a responsible and logical solution.

The product range includes:

Timber Frame Panels

Designed to meet a number of Modern Methods of Construction (MMC) using an off-site manufacturing process we can supply either the open panel or closed panel systems.

We offer a complete Timber Frame design service, supplying engineered Eco-Joist floors, external and internal wall panels complete with roof structure, plus the added option of expert Site fixing.

Treated timber is used throughout for all the timber components and all our timber comes from renewable sources.

Why choose Timber Frame Construction?

- Timber Frame Wall Panels are quick to erect, resulting in shorter construction times and reduced labour costs.
- Quality controlled factory made panels.
- Provides a watertight shell in a matter of days.
- Installation of services can run parallel with the external finishes.

- Energy efficient. Timber Frame is environmentally friendly, cost and time efficient method of building houses. Timber Frame is a dry construction method with lower maintenance yet is thermally efficient, meaning home owners can therefore benefit from lower heating bills.
- The Timber that we use is environmentally friendly as it comes from a renewable source.
- Low maintenance.

Posi- Joists

You simply can't afford to ignore the advantages of the Posi-Joist™ system.

To start with, because Posi-Joist™ combines the lightness of timber with the strength of the Posi-Strut™ steel web, you can span far greater distances than would be possible with alternative timber products.

This gives you unequalled design freedom across a wide range of applications for both floor and roof in domestic, industrial and commercial applications.

The Posi-Joist™ allows a variety of internal room layouts within an external shell due to its clear spanning capabilities.

Exceptional floor performance from a minimum 72mm wide fixing surface makes flooring easy, controls shrinkage, and with precision engineering it all reduces those firesome return visits and remedial work.

More benefits such as the unique open web design provide an area in which Plumbers and Electricians will find it easy and convenient to work. The job's done far more quickly and the contractor makes worthwhile savings.

Even on long spans, no herring-bone strutting is necessary with the Posi-Joist system. If the span exceeds 4m, a strong-back is installed at mid-span.

The Posi-Joist™ does not just joist floors it can adequately span for flat and pitched roofs. Its span capability and timber flanges make it the more desirable alternative to all steel systems.

I Joist

Fully engineered for better performance the Finnjoist (FJI) is the only fully engineered timber I-Joist to be manufactured in the UK. The purpose built factory in King's Lynn is the most dynamic production facility available to the market and thanks to recent investments in state of the art machinery is now more efficient, increasing the speed of production and importantly, reduces wastage.

Advantages:

- **Increased joist spacing's** – allowing a more efficient use of product.
- **Quicker installation time** – reducing build time and can increase site efficiency.
- **Service holes easily cut or drilled** – for ease and speed of installation.
- **Eliminates shrinkage, twisting and warping** – eradicating floor movement, resulting in greater floor performance.
- **Spans greater distances than normal timber joists** – allowing the removal of some load bearing walls through design process.



Timber Trusses

Roof trusses are engineered to approved tolerances from high quality, strength graded timbers and connected with galvanised steel templates. Trussed rafters are manufactured at our production plants in line with ISO9002 quality management systems. The timber and quality manufacturing standards are fully assured under the TRADA quality assurance scheme.



DECORATING

Dulux Trade Ecosure Paints

A new era in sustainability and performance.

To compromise, or not to compromise, that has been the question.

To choose an eco paint, being a natural paint or an organic paint that delivers on sustainability, or a traditional paint that delivers on performance.

Now the dilemma is over

New Ecosure from Dulux Trade offers the perfect balance of both.

Ecosure Matt offers performance that matches and in some cases exceeds that of equivalent matt emulsions, delivering favourably comparable levels of opacity and coverage.

Ecosure water-based Gloss and Undercoat have been developed to deliver all of the advantages of water-based systems and achieve a professional finish normally associated with solvent-based variants, while being more environmentally friendly paints.

Ecosure Quick Drying Eggshell has been developed to provide a durable and attractive mid-sheen finish whilst delivering sustainability.



DOORS & WINDOWS

Jeld – Wen Windows



Modern housing schemes demand high performance windows that provide both security and convenience. Jeld-Wen's High-Profile Combi 1.5 advanced window system offers total flexibility in window design and configuration.

Along with great durability and easy maintenance, Hi-Profile Combi 1.5 offers both high thermal and acoustic performance. Fully reversible configurations allow minor external maintenance to be carried out from inside the building. The external beading design reduces internal maintenance and significantly enhances perceived security.

Planning requirements can put high demands on architect's design capabilities. The Hi-Profile Combi 1.5 window makes work easier by providing total flexibility. All models of operation (side and top hung reversible) match externally, and dimensions can be specified across the widest practical range of sizes and fenestration.

Every window is manufactured to order. Factory finished softwood windows are supplied as standard in engineered knot-free timber, protected with an advanced preservative system. All softwood is PEFC Chain of Custody certified.

Velux Roof Windows



VELUX has supplied high-quality roof windows for over 60 years. With product features that are second-to-none, you'll enjoy the ideal combination of lots of daylight, fresh air and a clear view – creating the perfect environment for your home.

You can fill virtually any room with natural light. This is because VELUX Roof Windows can be installed in any kind of roofing material and roof pitch.

This choice gives you the freedom to bring your ideas to life. Whether you're installing a single roof window to showcase a particular area of a room, or you're planning a grand design of epic proportions.

Velux Conservation Roof light

Roof Windows are an excellent way to deliver natural light and ventilation into an old building's wasted space.

Adding a Roof Window and filling a room with natural light and fresh air needn't be to the detriment of a building's architectural signature, either. The external black metal profile and central glazing bar blends in beautifully in old properties.

VELUX offer a choice of Roof Windows in a conservation style allowing you to find the right product to suit your requirements.

Product features:

- Available in either centre-pivot or top-hung opening.
- Black external profiles and glazing bar.
- Recessed installation for slate roofs.
- Rotate 180° and lock in place for cleaning of outer pane.

ROOFING

Glidevale Protect TF200 Thermo



High performance breather membrane with a highly reflective surface used to enhance the thermal performance of the final wall construction.

Key benefits include:

- Low emissivity reflective surface used to improve the overall u-value of the wall.
- Helps to meet the requirements of Approved Document Part L.
- Meets the permeability requirements recommended by TRADA and NHBC.
- Corrosion and damage resistant.
- Good nail tear resistance.
- Further thermal performance can be obtained using Protect TF200 Thermo in conjunction with Protect VC Foil.

ICOPAL Green Roof Systems



A green roof is created when a planting scheme is established on a roof structure. The roof could be located anywhere, such as at ground level, usually with an underground car park beneath, or a residential or commercial roof many storeys high.

The technique is well established in continental Europe and is now growing fast in the UK, popular with planning authorities, architects and developers alike.

Unique to Icopal, the specialist growing substrate Fytocell significantly reduces the need for irrigation and its

associated running costs - making your green roof even more environmentally friendly.

Already proven on over 1.6 million m² of green roofing, lightweight Fytocell also reduces structural loads, and can therefore cut build costs.

There is a comprehensive range of systems available for sedum, meadow, shrubs and trees, paving and decking. Everything is underpinned by outstanding waterproofing (guaranteed for up to 20 years), acoustic and thermal performance. Integrated roof safety systems are also available.

Natural Slate

Slate roofing provides a natural and attractive finish to any building. Welsh slate for example, is proven to be the toughest natural slate product known to man.

It has the longest lifecycle when compared to any other slate and is available in a wide variety of colours. Whether you are designing a landscape or building, Welsh slate with its simple lines and versatile characteristics can offer you a perfect balance of elegance and durability.

Clay Roof Tiles

Clay roof tiles bring warmth and character to the appearance of a building and we are able to supply products from a number of leading manufactures. They are available in a wide variety of permanent colours and textures which over time will weather and mellow, but never fade.

Being a natural and durable roofing product, they will enhance the aesthetic appearance of a roof and add to the beauty of the built environment. They offer flexibility and choice whatever the style of building - traditional or modern.

Clay roof tiles are a high performance roofing product with a traditional appearance that satisfies the diverse demands within the building industry. New clay roof tiles with an artificially aged appearance can also be used to blend in with historic products.

Re-claimed Roofing Materials

Bradfords stock a variety of re-claimed roofing tiles and slates. For more details please contact our Roofing Department at Yeovil, telephone 01935 42 33 11.





Cedar Shingles & Shakes

Why choose wood as a roofing material? There are many and varied reasons for this.

Cedar shingles and shakes maximise the yield from the forest. Their production can use parts of the log that would be unsuitable for sawn timber and otherwise wasted or scrapped. Additionally, due to its natural properties and resistance to decay, naturally fallen cedar can be reclaimed from the forests and used.

According to the Council of Forest Industries:

"Wood is by far the most environmentally friendly construction material. Not only is it a renewable resource, it is a recyclable one. This is vital if we are to preserve our resources and minimize our global environmental impact. Buildings constructed of wood benefit from wood's superior insulating properties. They are more efficient than concrete or steel, which translates into long-term energy savings and a reduced load on our environment."




FIND OUT MORE

For more information please contact our Sustainability Department at our Yeovil branch:

Telephone: 01935 423311

or Email: marketing@bradfords.co.uk



Branches

AXMINSTER, Woodmead Road, Axminster, EX13 5PJ, **01297 33146** ■ ▲

BRIDGWATER, 139 Bristol Road, Bridgwater, TA6 4AQ, **01278 422654** ▲

BRIDPORT, Sea Road, Bridport, DT6 3DW, **01308 422324**

CREWKERNE, Station Road, Crewkerne, TA18 8AW, **01460 73961**

EVERCREECH, Southwood, Shepton Mallet, BA4 6LX, **01749 830231** ▲

EXETER, Silvertown Road, Matford Business Park, Exeter, EX2 8ND, **01392 829080** ■

GLASTONBURY, Porchestall Drove, Glastonbury, BA6 9NW, **01458 834770** ▲

HONITON, Station Approach, Honiton, EX14 2EZ, **01404 42161** ■ ▲

ILMINSTER, Station Road, Ilminster, TA19 9AY, **01460 54551** ■ ▲

LAIRA BRIDGE, 1 Billacombe Road, Plymstock, PL9 7HT, **01752 401100**

LEDBURY, Hereford Road, Ledbury, HR8 2PR, **01531 631633**

LISKEARD, Moorswater Ind. Est. Liskeard, PL14 4LA, **01579 345293**

MALVERN, Crown Works, Pickersleigh Road, Malvern, WR14 2QP, **01684 573297** ■

NEWTON ABBOT, Brunel Road, Brunel Ind. Est. Newton Abbot, TQ12 4PB, **01626 361146** ■

PLYMPTON, Bell Close, Newnham Ind. Est. Plymouth, PL7 4JH (trade only) **01752 348877** ■

REDRUTH, Dudnance Lane, Pool, Redruth, TR15 3QT, **01209 711929**

ROSS-ON-WYE, Alton Road, Ross-on-Wye, HR9 5JE, **01989 562955** ■ ▲

SEATON, Harbour Road, Seaton, EX12 2NH, **01297 20123**

SHERBORNE, Digby Road, Sherborne, DT9 3NW, **01935 813254** ▲

SIDMOUTH, Alexandria Road, Sidmouth, EX10 9HE, **01395 578151** ■ ▲

ST AUSTELL, Daniels Lane, Holmbush, St Austell, PL25 3HS, **01726 66298**

TAUNTON, Wellington New Road, Taunton, TA1 5LU, **01823 254666**

TROWBRIDGE, Canal Road Ind. Est. Trowbridge, BA14 8RL, **01225 712020**

VERWOOD, Blackhill, Off Ringwood Road, Verwood, BH31 6HA, **01202 823341**

WESTON-SUPER-MARE, 62 Gazelle Road, Weston-Super-Mare, BS24 9ES, **01934 630380**

WORCESTER, The Building Centre, Tolladine Road, Worcester, WR4 9EG, **01905 723535** ■ ▲

YEOVIL, 100 Hendford Hill, Yeovil, BA20 2RF, 01935 423311 ■ ▲

■ Tool hire departments in these branches.

▲ Bathroom & kitchen showroom in these branches.

All products are subject to availability and Bradfords standard terms and conditions. The information contained in this brochure is correct at the time of printing. However, in the interests of continuing product development and improvement, we reserve the right to amend any or all of the specifications without notice. All orders are subject to Bradfords standard terms and conditions. Illustrations for guidance only.



The information contained in this brochure is correct at the time of going to print. However, in the interest of continuing product development and improvement, we reserve the right to amend any or all specification without prior notice.

Sustainability Department, 100 Hendford Hill, Yeovil, BA20 2RF, **Tel: 01935 423311**

Head Office, 96 Hendford Hill, Yeovil, BA20 2QR, **Tel:** 01935 845245, **Fax:** 01935 845242, **Email:** marketing@bradfords.co.uk
